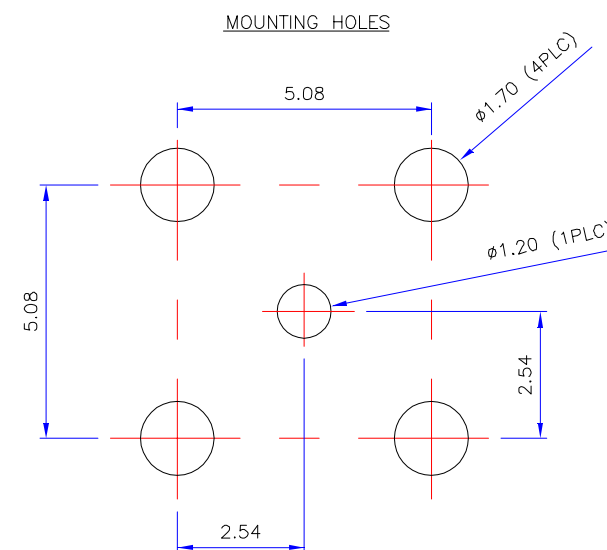
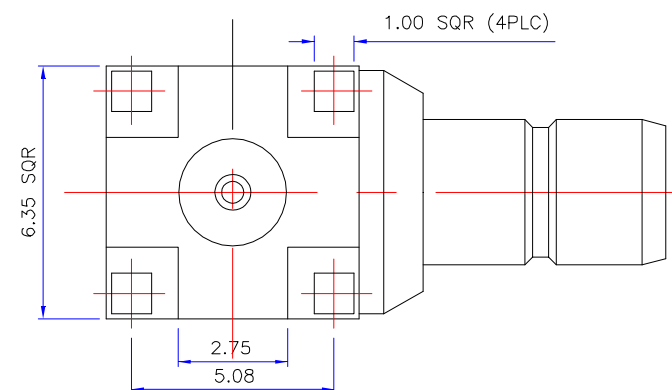
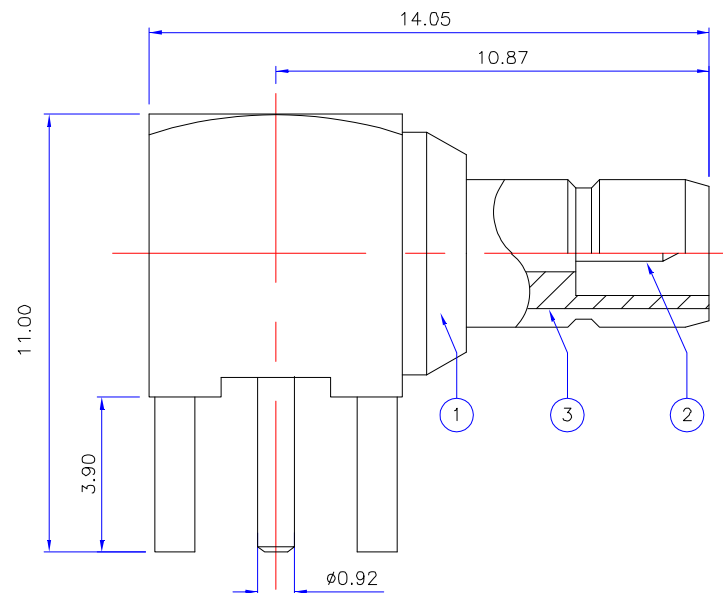




Product NO.		RHT-626-0200		
REV	DESCRIPTION	DWN	DATE	APPROVEN
A	First issue	Mr:Li	2015/04/12	JIM. KING
B	SMB JACK FOR PCB CONNECYORS	Gavin	2019/05/13	JIM. KING



NOTES:

- ① PACK IN ACCORDANCE WITH AMP SPEC 107-3275
 - ② 100 TRAY PACK IN ACCORDANCE WITH AMP SPEC 107-3275
 - ③ Au PLATING
- 4 ELECTRICAL CHARACTERISTICS
- | | |
|-------------------------------|----------------------------|
| FREQUENCY RANGE: | DC - 4 GHz |
| NOMINAL IMPEDANCE: | 50 Ohm |
| INSULATION RESISTANCE: | 1000 MOhm |
| WORKING VOLTAGE: | 250 Volts RMS at Sea Level |
| DIELECTRIC WITHSTAND VOLTAGE: | 750 Volts RMS Max |
| CONTACT RESISTANCE: | |
| CENTRE CONTACT: | 6.00 mOhm Max |
| OUTER CONTACT: | 1.00 mOhm Max |
- 5 MECHANICAL CHARACTERISTICS
- | | |
|-------------|----------------|
| DURABILITY: | 500 Cycles Min |
|-------------|----------------|
- 6 ENVIRONMENTAL CHARACTERISTICS
- | | |
|------------------------|------------------|
| OPERATING TEMPERATURE: | -65 to +165 DegC |
|------------------------|------------------|
- 7 FOR TECHNICAL DATA REFER TO YOUR LOCAL TYCO ELECTRONICS SALES OFFICE
- 8 ALL DIMENSIONS ARE NOMINAL FOR REFERENCE ONLY UNLESS OTHERWISE STATED

-TOLERANCES- UNLESS OTHERWISE SPECIFIED	RENHOTEC www.renhotec.com		RENHOTEC GROUP			
	PART DESCRIPTION: R/A SMB JACK FOR PCB CONNECYORS					
UNLESS OTHERWISE SPECIFIED TOLERANCES FOR MILLIMETERS ARE: 0.5 - 8mm ± 0.15mm 8 - 30mm ± 0.20mm 30 - 120mm ± 0.30mm	Appd: JIM. KING	P/N: RHT-626-0200				
	Check:	Date	Scale	Unit	Type	Page
	Draw: Gavin	2019.05.13	Free	MM	Z	1/1