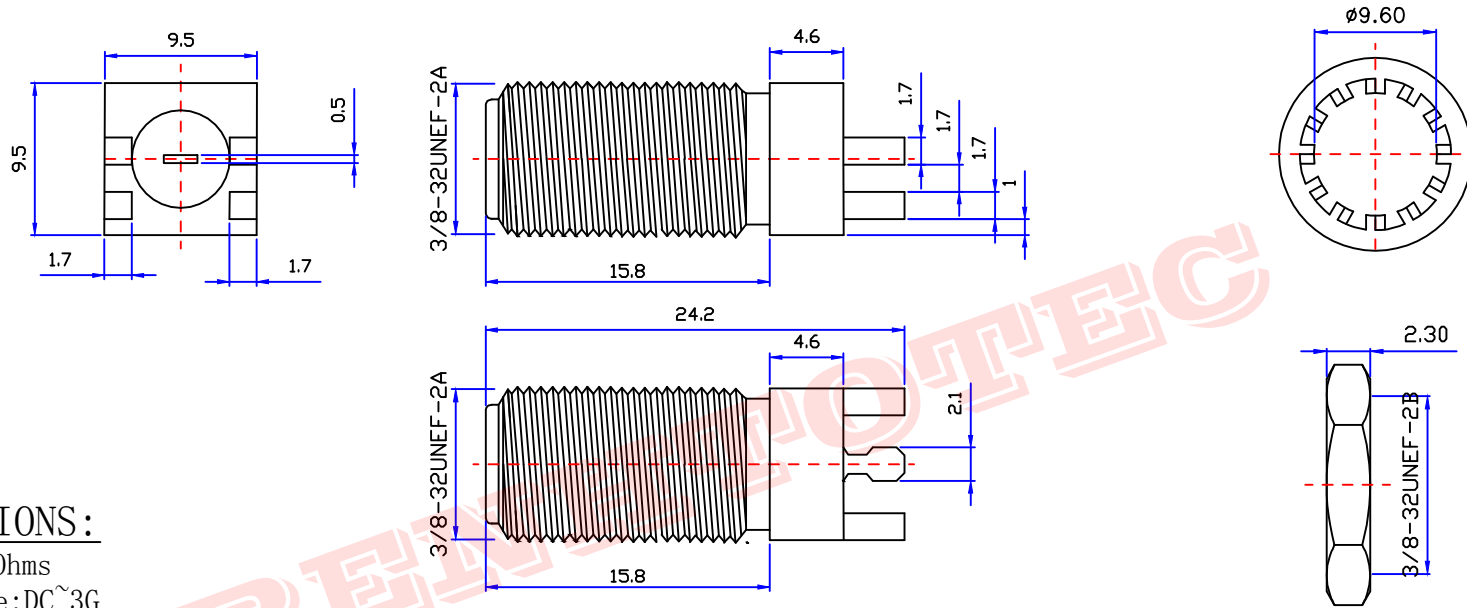






Product NO.	RHT-611-0338			
REV	DESCRIPTION	DWN	DATE	APPROVEN
A	First issue	Mr. CHEN	2016/11/12	John kine



SPECIFICATIONS:

Impedance: 75 Ohms
 Frequency Range: DC~3G
 VSWR: 30dB Return loss @ 1GHZ
 Working Voltage: 15 watts continuous
 Insulation Resistance: 5000 Ohms min
 Temperature Range: -40°C TO +60°C
 Drawings products are in line with ROHS standards

1	Body	BARSS	NI:80-120u"	NOTE:	Tolerance	0-6	±0.10	 RENHOTEC GROUP www.renhotec.com	Name: F JACK FOR pcb	
2	Insulator	Pom	White			6-30	±0.20			
3	Center contact	Phosphor	AU:1-3u"			30-120	±0.30			
4	Gasket	Iron	NI:80-120u"			Angular	±2°			
5	Nut	Brass	NI:80-120u"							
6				DRAWN	2016/11/12	View		SIZE A	Product NO. RHT-611-0338	
7				Zelin. CHEN						
8				CHECKED		UNIT	MM	REV A		
9								DateTime		
10				APPROVALS	12/11.2016	SCALE	1:1	2016/11/12	CAD FILE	
NO	Component Number	Material	Finish	John				2016/11/12	D/company drawings/BD	SHEET: 1 OF 1
	1	2		Kine	3		4	5		6