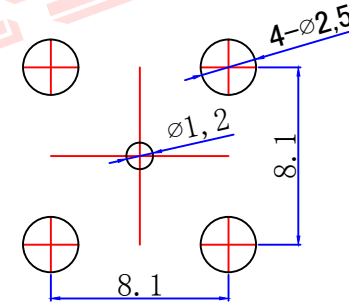
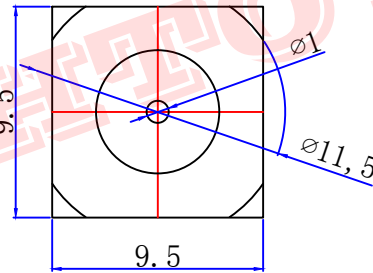
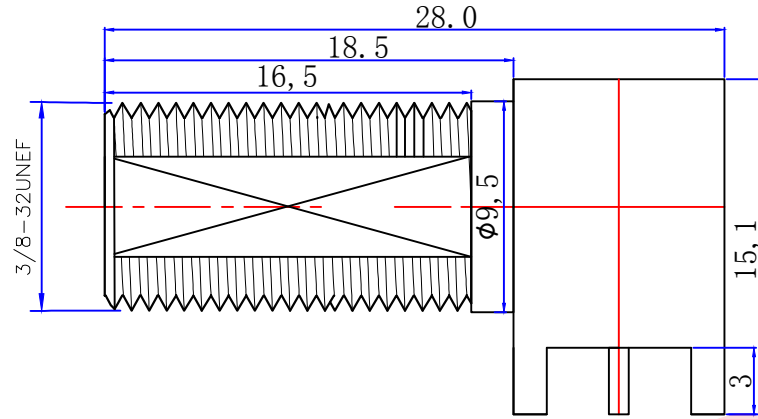




Product NO.	RHT-611-0333			
REV	DESCRIPTION	DWN	DATE	APPROVEN
A	First issue	Mr.CHEN	2016/11/12	John kine



PCB

**SPECIFICATIONS:**

Impedance: 75 Ohms  
 Frequency Range: DC~3G  
 VSWR: 30dB Return loss @ 1GHZ  
 Working Voltage: 15 watts continuous  
 Insulation Resistance: 5000 Ohms min  
 Temperature Range: -40°C TO +60°C  
 Drawings products are in line with ROHS standards

1	Body	BARSS	NI:80-120u"
2	Insulator	Pom	White
3	Center contact	Phosphor	AU:1-3u"
4			
5			
6			
7			
8			
9			
10			
NO	Component Number	Material	Finish

NOTE:		Tolerance	0-6	±0.10
			6-30	±0.20
		View	30-120	±0.30
			Angular	±2°
DRAWN		UNIT	MM	
Zelin.CHEN			1:1	
CHECKED				
APPROVALS		SCALE		
John		12/11.2016		

**RENHOTEC** **RENHOTEC GROUP**  
[www.renhotec.com](http://www.renhotec.com)

Name: F Jack Right angle PCB Mount

SIZE	Product NO. RHT-611-0333	REV
A		A
DateTime	CAD FILE	SHEET: 1 OF 1
2016/11/12	D/company drawings/BD	

A  
B  
C  
D  
E

A  
B  
C  
D  
E