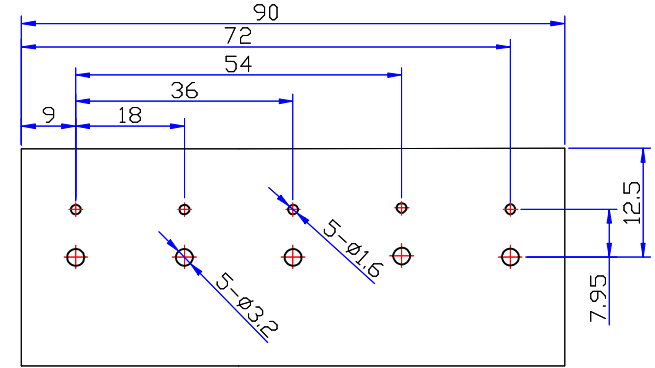
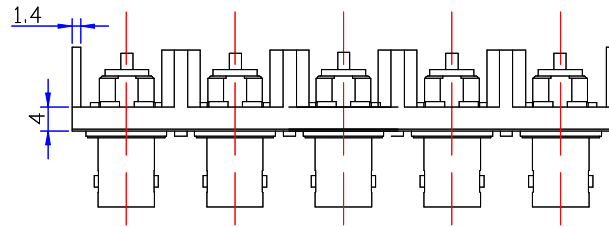
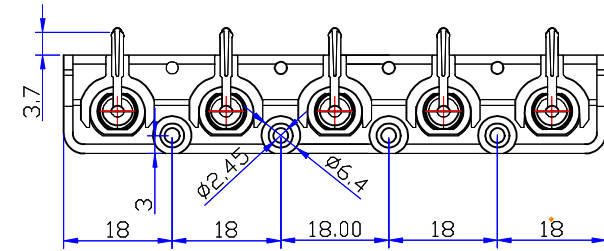
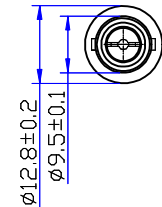
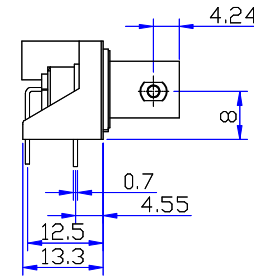
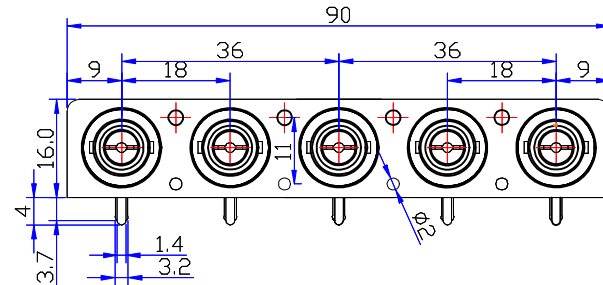




| | | | | |
|-------------|-------------------|----------|-----------|-----------|
| Product NO. | Renhotec-610-0012 | | | |
| REV | DESCRIPTION | DWN | DATE | APPROVEN |
| A | First issue | Mr. Wang | 2016/3/02 | John kine |



PCB EDGE



Specifications

Impedance: 50 Ohms

Frequency Range: DC~3G

VSWR: 1.3MAX

Working Voltage: 500V rms @ sea level

Insulation Resistance: 5000 Ohms min

Temperature Range: -55°C TO +155°C

Relative Temperature: ≤95% (40° C ± 2° C)

Drawings products are in line with ROHS standards

| NO | DESCRIPTION | MATERIAL | FINISH | QTY |
|----|---------------|----------|--------|-----|
| 6 | Insulator | POM | ----- | 5 |
| 5 | Solder column | Iron | NICKEL | 5 |
| 4 | IRON PLATES | Iron | NICKEL | 1 |
| 3 | PANEL | ABS | BLACK | 1 |
| 2 | PIN | BRASS | NICKEL | 5 |
| 1 | BODY | ZINC | NICKEL | 5 |

NOTE:

DRAWN 2016/03/02
Zelin. Zhang
CHECKED

APPROVALS
John Kine 09.03.2016

| | |
|-----------|--|
| Tolerance | 0-6 ±0.10 6-30 ±0.20 30-120 ±0.30 Angular ±2° |
| View | |
| UNIT | MM |
| SCALE | 1:1 |



RENHOTEC GROUP

Name: BNC JACK 1X5 CONNECTOR DGN

| | | |
|--------------------|--------------------------------|---------------|
| SIZE A | Product NO. RENHOTEC-610-0012 | REV B |
| DateTime 2016/3/02 | CAD FILE D/company drawings/BD | SHEET: 1 OF 1 |